

# RPGR 2019

October 6 - 10, 2019

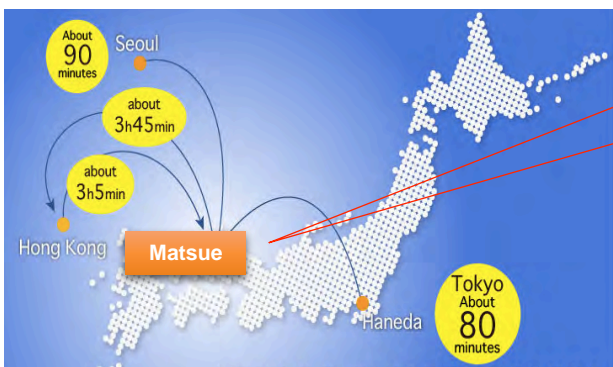
## Matsue Kunibiki Messe

(info: <http://www.kunibikimesse.jp/14.html> )



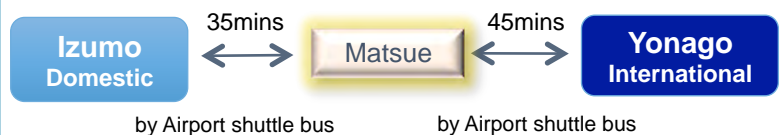
Matsue-City,  
Shimane-Pre. in Japan,

### Access from Asia



**Matsue-city** can be easily reached by two nearby airports:

- **Izumo Airport (IZO)**- Domestic
- **Yonago Airport (YGJ)**- International



| Izumo Airport  | Flight Time | Flight(s) | Airline | Yonago Airport | Flight time          | Flight(s) | Airline   |
|----------------|-------------|-----------|---------|----------------|----------------------|-----------|-----------|
| Haneda (Tokyo) | 80mins      | 5/day     | JAL     | Haneda         | 80mins               | 6/day     | ANA       |
| Itami (Osaka)  | 50mins      | 4/day     | JAL     | Seoul          | 90mins               | 3/week    | AIR SEOUL |
| Fukuoka        | 70mins      | 2/day     | JAL     | Hong Kong      | 3h45mins/<br>3h5mins | 2/week    | HONG KONG |

# TO THE VENUE

## Via Yonago Airport



### ■ Airport Bus ¥990 45min.



| Yonago Airport | Matsue Station |
|----------------|----------------|
| 8:20           | 9:05           |
| 11:10          | 11:55          |
| 14:05          | 14:50          |
| 16:30          | 17:15          |
| 19:55          | 20:40          |
| 21:40          | 22:25          |

### ■ By TAXI Approx. ¥7,000 40min.

# TO THE VENUE

## Via Izumo Airport



### ■ Airport Bus ¥1,030 35min.

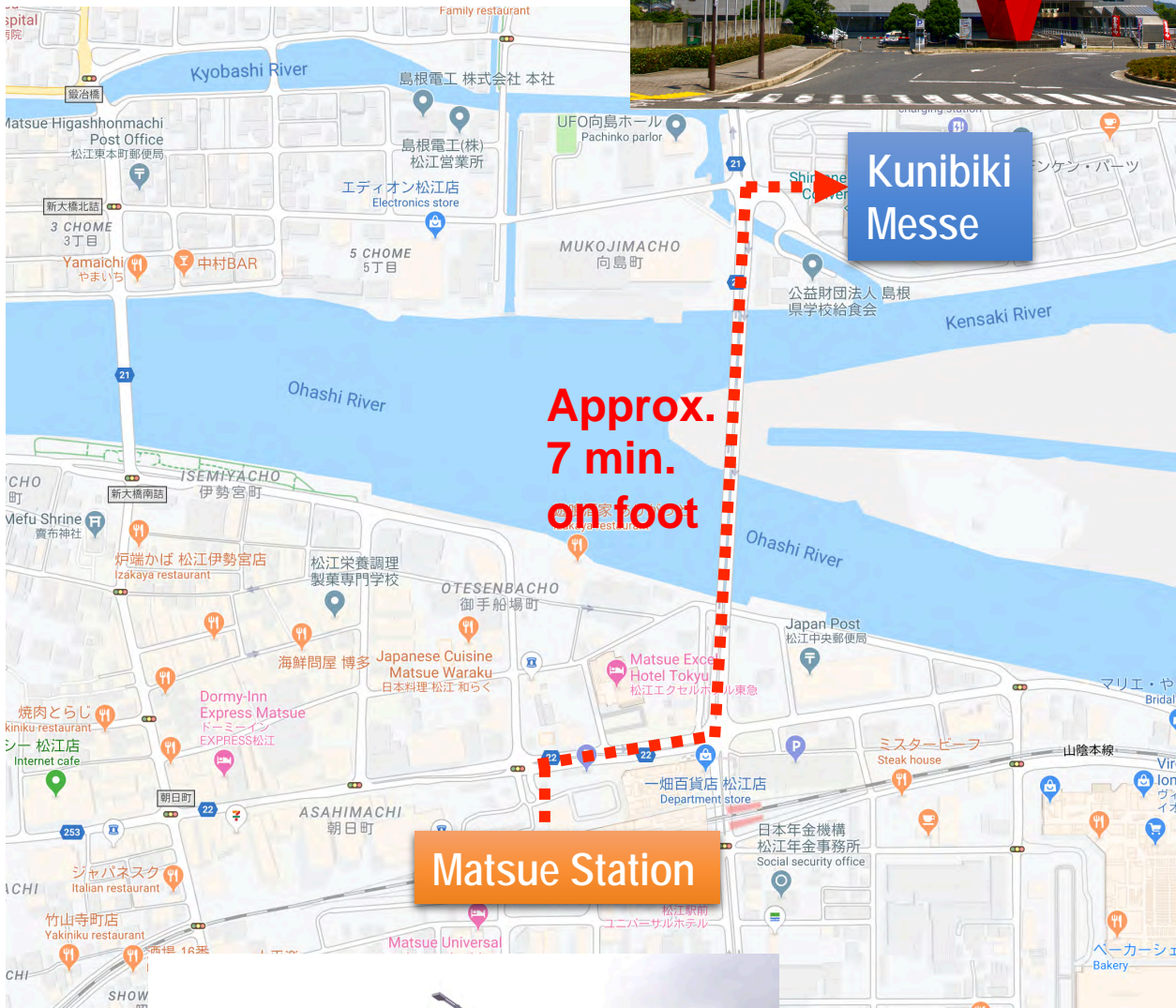


| Izumo Airport | Matsue Station |
|---------------|----------------|
| 8:10          | 8:45           |
| 8:55          | 9:30           |
| 9:05          | 9:40           |
| 9:50          | 10:25          |
| 10:55         | 11:30          |
| 11:30         | 12:05          |
| 11:50         | 12:25          |
| 13:50         | 14:25          |
| 15:35         | 16:10          |
| 16:25         | 17:00          |
| 18:15         | 18:50          |
| 18:55         | 19:30          |
| 19:00         | 19:35          |
| 19:25         | 20:00          |
| 20:05         | 20:40          |

### ■ By TAXI Approx. ¥8,500 30min.

# TO THE VENUE

## From Matsue Station to Kunibiki Messe



# MATSUE CITY MAP



## Legend

- Facilities
- Accommodations
- 〰 Ryokan : Japanese Inn
- Matsue Horikawa Sightseeing Boat Course
- Road
- Express way

0 500 1km

- |   |   |   |  |
|---|---|---|--|
| <p><span style="color: blue;">〰</span> <b>1</b> Naniwa Issui<br/>TEL0852-21-4132<br/><a href="http://www.naniwa-i.com">http://www.naniwa-i.com</a></p> <p><span style="color: blue;">〰</span> <b>2</b> Yukei Kohan Suitenkaku<br/>TEL0852-21-4910<br/><a href="http://www.suitenkaku.co.jp/">http://www.suitenkaku.co.jp/</a></p> <p><b>3</b> Hotel Ichibata<br/>TEL0852-22-0188<br/><a href="http://www.ichibata.co.jp/hotel/">http://www.ichibata.co.jp/hotel/</a></p> <p><b>4</b> Hotel Hakucho<br/>TEL0852-21-6195<br/><a href="http://www.hotel-hakucho.jp/">http://www.hotel-hakucho.jp/</a></p> <p><b>5</b> Matsue New Urban Hotel<br/>TEL0852-23-0003<br/><a href="http://www.matsue-urban.co.jp/newurban.htm">http://www.matsue-urban.co.jp/newurban.htm</a></p> | <p><span style="color: pink;">■</span> <b>6</b> Sunrapport Murakumo<br/>TEL0852-21-2670<br/><a href="http://sunrapport-murakumo.com/">http://sunrapport-murakumo.com/</a></p> <p><span style="color: pink;">■</span> <b>7</b> Rainbow Plaza<br/>TEL0852-27-6900<br/><a href="http://www.oki-island.jp/rainbow/">http://www.oki-island.jp/rainbow/</a></p> <p><span style="color: blue;">〰</span> <b>8</b> Minamikan<br/>TEL0852-21-5131<br/><a href="http://www.minami-g.co.jp/minamikan/">http://www.minami-g.co.jp/minamikan/</a></p> <p><span style="color: blue;">〰</span> <b>9</b> Ohashikan<br/>TEL0852-21-5168<br/><a href="http://www.ohashikan.jp/">http://www.ohashikan.jp/</a></p> <p><span style="color: pink;">■</span> <b>10</b> Route Inn Matsue<br/>TEL0852-20-6211<br/><a href="http://www.route-inn.co.jp/">http://www.route-inn.co.jp/</a></p> | <p><span style="color: blue;">〰</span> <b>11</b> Notsu Ryokan<br/>TEL0852-21-1525<br/><a href="http://www.notsuryokan.jp/">http://www.notsuryokan.jp/</a></p> <p><b>12</b> Toyoko Inn Matsue Ekimae<br/>TEL0852-60-1045<br/><a href="http://www.toyoko-inn.com">http://www.toyoko-inn.com</a></p> <p><b>13</b> Dormy Inn Express Matsue<br/>TEL0852-59-5489<br/><a href="http://www.hotespa.net/hotels/matsue/">http://www.hotespa.net/hotels/matsue/</a></p> <p><b>14</b> Matsue Excel Hotel Tokyu<br/>TEL0852-27-0109<br/><a href="http://www.matsue-e.tokyuhotels.co.jp/ja/">http://www.matsue-e.tokyuhotels.co.jp/ja/</a></p> <p><b>15</b> Matsue Urban Hotel<br/>TEL0852-22-0002<br/><a href="http://www.matsue-urban.co.jp/">http://www.matsue-urban.co.jp/</a></p> | <p><b>16</b> Matsue Universal Hotel Honkan<br/>TEL0852-25-0001<br/><a href="http://www.universal-group.co.jp/page008.html">http://www.universal-group.co.jp/page008.html</a></p> <p><b>17</b> Matsue Universal Hotel Bekkan<br/>TEL0852-25-8100<br/><a href="http://www.universal-group.co.jp/page009.html">http://www.universal-group.co.jp/page009.html</a></p> <p><b>18</b> Matsue Ekimae Universal Hotel<br/>TEL0852-28-3000<br/><a href="http://www.universal-group.co.jp/page011.html">http://www.universal-group.co.jp/page011.html</a></p> |
|---|---|---|--|